



City of Lewisburg

131 East Church St.
Lewisburg, TN 37091
(931) 359-1544

Lewisburgtn.gov - Lewisburgtn.net
Lewisburgtn.info - Lewisburgtn.dev
Lewisburgtn.com - Lewisburgtn.biz



MARSHALL
COUNTY
TENNESSEE

makeitinmarshall.com | #makeitinMarshall | #investinMC



#makeitinMarshall



New Resident Welcome Packet

Greg Lowe - City of Lewisburg - Director of Economic Development - (931) 993-7499 -
greg.lowe@lewisburgtn.gov

New Resident Welcome Packet

Table of Contents

[Link to Video About Marshall County](#)

3	<u>Letter of Welcome & Overview</u>
4	<u>Links & Contacts</u>
5	<u>Maps of Region</u>
6	<u>Community Data</u>
7-9	<u>Labor & Workforce</u>
10	<u>Existing Industry</u>
11	<u>Retail</u>
12	<u>Summary</u>

Mission Statement

The [City of Lewisburg Department of Economic Development](#) exists to assist local business and industry growth and to recruit new business and industry to Lewisburg to create sustainable wage jobs and expand the tax base

www.makeitinmarshall.com

lewisburgtn.info | lewisburgtn.dev | lewisburgtn.net | lewisburgtn.gov



New Resident Welcome Packet

Welcome to Lewisburg, TN

Thank you for joining our wonderful community of [Lewisburg, Tennessee](#). We hope that your new life here will be a happy one and we consider you a great asset to our community.

To insure that you start off on the right track, please review the information in this packet. The websites inside this packet will be very helpful for finding out relevant information and the maps should give you a good sense of the locations of important agencies and fun activities.

Feel free to contact the City of Lewisburg, [Marshall County](#) or the [Marshall Co. Chamber of Commerce](#) for any assistance you may need. Our contact information can be found in this packet. We are always here to help and will be glad to share with you the information you and your family needs to enjoy your new life in Lewisburg.

Lewisburg is a small town on the grow with easy proximity to metropolitan Nashville and Huntsville, AL, shopping and dining in Franklin and Murfreesboro and less than a day's drive to 76% of the major U.S. markets thanks to I-65.

Lewisburg is family-friendly, business-friendly and always striving to improve our city for its businesses and citizens. We hope you will get involved in all that Lewisburg has to offer and all its plans for the future.

Once again, Welcome and Congratulations on deciding to make Lewisburg your new home!

Sincerely,



[Greg Lowe](#)

[City of Lewisburg – Director of Economic Development](#)

City Manager

Roy "Bam" Haislip
City Hall
131 East Church St., Lewisburg
(931) 359-1544
bam.haislip@lewisburgtn.gov

City Mayor

Jim Bingham
City Hall
131 East Church St., Lewisburg
(931) 359-1544
Jim.bingham@lewisburgtn.gov

Councilman

Patty Parsons
Ward 1
(931) 703-0906
mane6263@yahoo.com

Councilman

Vickie Michael
Ward 2
(931) 993-9737
vickiem@hughes.net

Councilman

Peggy Harwell
Ward 3
(615) 513-1970
chharwell@bellsouth.net

Councilman

Tommy G. Burns
Ward 4
(615) 330-9208
ecdev@bellsouth.net

Councilman

Joe Bradford
Ward 5
(931) 580-4517
josephrbradford37@gmail.com



New Resident Welcome Packet

Links & Contacts

Make It In Marshall

www.makeitinmarshall.com

City of Lewisburg

www.lewisburgtn.gov

Lewisburg Economic Dev.

www.lewisburgtn.net

Lewisburg ECD Blog

www.lewisburgtnecd.com

Marshall County

www.marshallcountyttn.com

Link Tree One Link

www.linktr.ee/marcotn

Chamber of Commerce

www.marshallchamber.org

Lewisburg Electric System

www.lewisburgelectricsystem.com

Lewisburg Water & Wastewater

<http://www.lewisburgwater.org>

Lewisburg Gas Department

www.lewisburggas.com

Marshall County Schools

www.mcstn.net

Marshall County Recycling

www.marshallcountyrecycles.com

Marshall County Sheriff

www.mctnsheiff.com

Marshall Co. Library

www.marshallcountylibrary.org

Marshall Co. Art Guild

www.marshallcountyartguild.com

Marshall Co. Community Theatre

www.dixietheatre.org

Ellington Airport

www.ellingtonairport.com

Business License - Sales Tax ID

City of Lewisburg

Christi Hamlett

City Hall

131 East Church St., Lewisburg

(931) 359-1544

Christi.hamlett@lewisburgtn.gov

Marshall County

Daphne Fagan

County Annex

Courthouse Annex, Lewisburg

(931) 359-1072

Daphne.fagan@tn.gov

Zoning, Codes and Permitting

City of Lewisburg

Lueshell Taylor

City Hall

131 East Church St., Lewisburg

(931) 359-1544

Lueshell.taylor@lewisburgtn.gov

Marshall County

Clint Williams

3rd Floor

Courthouse Annex, Lewisburg

(931) 359-8839 or 0567

c.williams@marshallcountyttn.com

Fire and Health Inspections

City of Lewisburg

Jeff Crick

Fire Station

118 Water St., Lewisburg

(931) 982-3076

jeff.crick@lewisburgtn.gov

Marshall County

Angie Faulkner

Health Department

1031 War Eagle Dr., Lewisburg

(931) 359-1551

Angie.faulkner@tn.gov

Beer Permit and Liquor License

City of Lewisburg

Christi Hamlett

City Hall

131 East Church St., Lewisburg

(931) 359-1544

Christi.hamlett@lewisburgtn.gov

Get Liquor License

TN Alcoholic Beverage Commission

(615) 741-1602

<https://www.tn.gov/abc/licensing/liquor-by-the-drink-licenses.html>

Economic Development

City of Lewisburg

Greg Lowe

City Hall

131 East Church St., Lewisburg

(931) 359-1544

greg.lowe@lewisburgtn.gov

Marshall County

Emily Darnell

Mayor's Office

Courthouse Annex, Lewisburg

(931) 359-5536

Emily.darnell@marshallcountyttn.com

[Sign Up to Marshall Happenings & More Here |](https://t.ly/MCHapps)

<https://t.ly/MCHapps>

[Back to Table of Contents](#)



New Resident Welcome Packet

Maps of Region



New Resident Welcome Packet

Community Data

Lewisburg, Marshall County, Tennessee

- Latitude: N35° 26.95'
- Longitude: W86° 47.33'
- Elevation: 707'

35,240

Population: County

13,780

Population: City

+2.4%

Annual Population Growth

Gold Level

Sustainable Community (TVA)

Tier II

Enhancement County (TN ECD)

Benchmark II

Three Star Community (TN ECD)

Top 100

Micropolitan

4X (Site Selection Magazine)

Climate:

Annual Average Temperature: 57.7°

Average High Temperature: 70.5°

Average Low Temperature: 45.0°

Annual Average Precipitation: 54.84"

Annual Average Snowfall: 2.2"

Mean Length of Freeze-Free Period (days): 180-220

6th & 14th

Fastest Growing Micropolitan in Nation
([2017](#)) by UT BERC | ([2020](#)) by SiteSeer

14th

Most Dynamic Micropolitan in
Nation ([Walton Foundation 2019](#))

Top 4%

National ISO Rating - Fire

2nd

Most Affordable City in TN

[Homesnacks \(2020\)](#)

13%

Below Cost of Living Index

14th

Quality of Life in TN

20th

Healthiest County in TN

28th

Safest County in TN

Median Household Income

\$59,463

Per Capita Income

\$36,759

Poverty Rate

13.5%

Home Ownership Rate

71.7%

Median Home Value

\$224,917

Average Rental Rate

\$764

Median Industry Earnings

\$68,954

Sources: Zoomprospector, TN ECD, TVA, Local Agencies

→ [\(Link to Recent Demographics Report\)](#)



“Lewisburg’s Park and Recreation system, per capita, meets or exceeds national standards in almost every category.”

Ritchie Jones - Hodgson Douglas

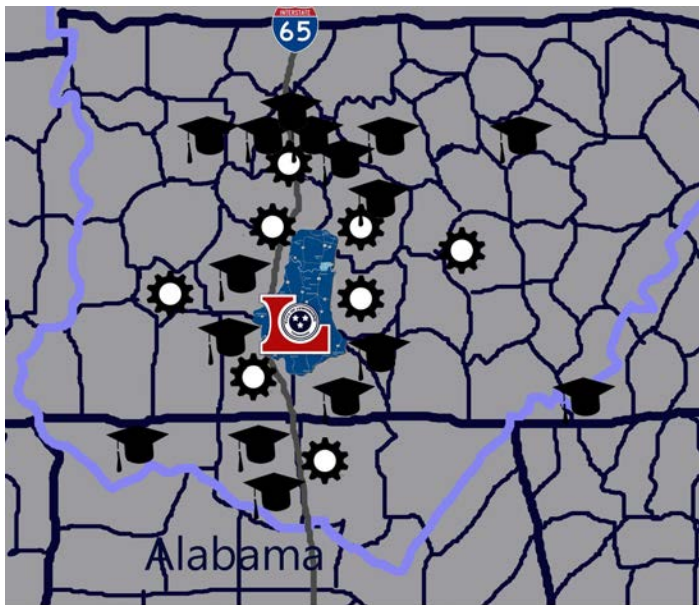
[Back to Table of Contents](#)



New Resident Welcome Packet

Labor & Workforce

Talent Overview



Colleges & Universities



Technical Colleges

28

Postsecondary Institutions

20,000 +/-

Annual Graduates

300 +/-

Programs & Majors

Within 50 Miles



[Spot Lowe Technology Center](#)



TENNESSEE COLLEGE
OF APPLIED TECHNOLOGY
PULASKI

[TCAT - Pulaski](#)



TENNESSEE COLLEGE
OF APPLIED TECHNOLOGY
SHELBYVILLE

[TCAT - Shelbyville](#)




COLUMBIA
STATE
COMMUNITY
COLLEGE

[Columbia State](#)

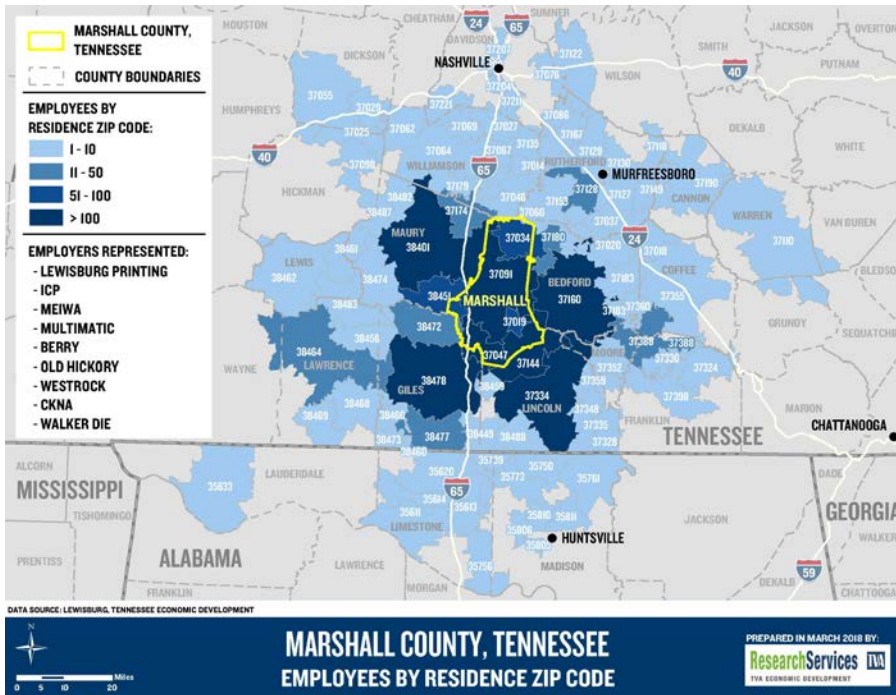
Marshall Co. Schools

Elementary Schools	5 - 2,385 Students
Middle Schools	3 - 1,296 Students
High Schools	3 - 1,545 Students
Public Cost Per Student	\$9,399.83
Student/Teacher Ratio	17:1
Graduation Rate	93%
Avg. ACT Score	20.3
College-Going Rate	65%
Certification/Associate's	27%
Bachelor's Degree or Higher	14%



New Resident Welcome Packet

Labor & Workforce



Manufacturing Employees Full-Time

Manufacturing Temp Workers

4038

339

Avg Starting Wage

Avg. Wage

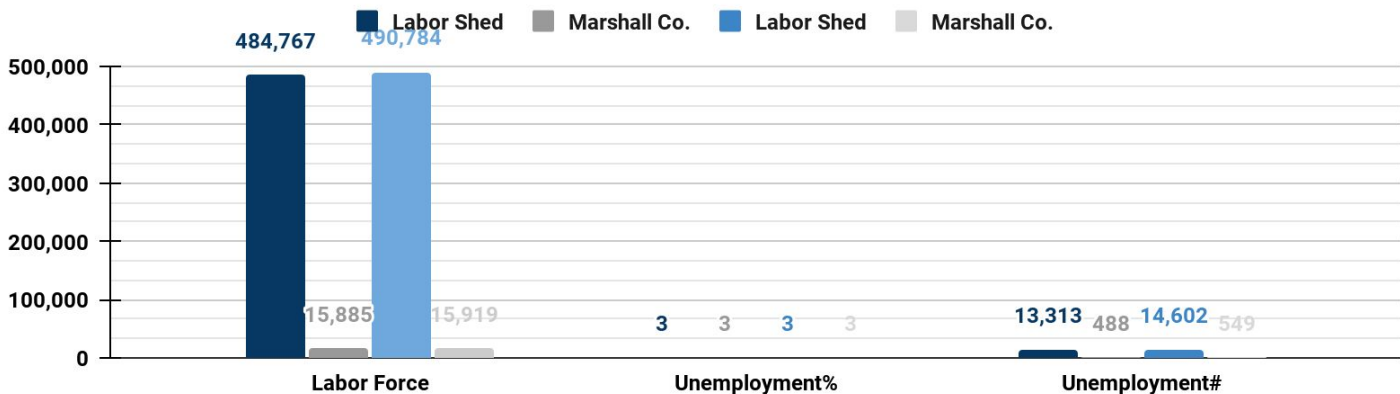
\$15.34

\$20

[Wage & Benefits Survey 2021 - South Middle TN Infographic](#)

[Wages and Benefits Survey 2021 - Marshall Co. Region Infographic](#)

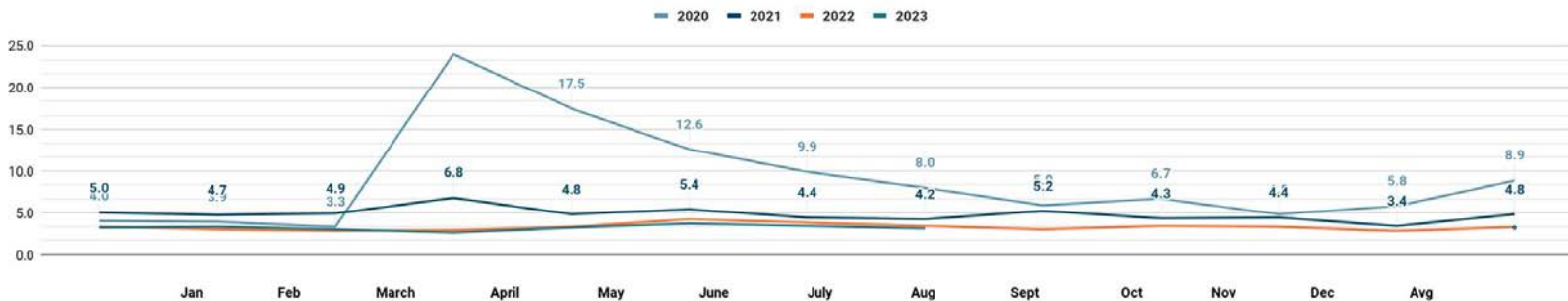
Labor Report August 2023 vs July 2023



* Labor Market: Bedford, Giles, Lawrence, Lincoln, Marshall, Maury, Moore, Rutherford & Williamson Source: TN Dept. of Labor August 2023

Unemployment Rate Percentages

2020 vs 2021 vs 2022



lewisburgtn.info | lewisburgtn.dev | lewisburgtn.net | lewisburgtn.gov

#makeitinMarshall - #investinmc - #shopMarCo - #visitMarCo

[Back to Table of Contents](#)



New Resident Welcome Packet

Labor & Workforce



Automotive Suppliers

[Link to Data](#)



Metalworking Tool & Die

[Link to Data](#)



Plastics & Chemicals

[Link to Data](#)



Food & Beverage

[Link to Data](#)

Our Companies		
696% More Vehicle Steering & Suspension Components Manufacturing <i>Than the US National Average</i>	536% More Automobile Manufacturers <i>Than the US National Average</i>	317% More Motor Vehicle Brake System Manufacturing <i>Than the US National Average</i>
Our Workforce		
11,021 Assemblers & Fabricators	5,121 Engineers	4,004 Auto Service Technicians & Mechanics

Our Companies		
712% More Secondary Smelting and Alloying of Aluminum <i>Than the US National Average</i>	460% More Nonferrous Metal Die-Casting Foundries <i>Than the US National Average</i>	155% More Rolled Steel Shape Manufacturing <i>Than the US National Average</i>
Our Workforce		
11,021 Assemblers & Fabricators Misc, Including Team Assembly	1,562 Industrial Machinery Mechanics	993 Machinists

Our Companies		
293% More Synthetic Dye & Pigment Mfg. <i>Than the US National Average</i>	174% More Plastic Packaging Film & Sheet Mfg. <i>Than the US National Average</i>	119% More Custom Compounding of Purchased Resins <i>Than the US National Average</i>
Our Workforce		
5,334 Engineers	1,562 Industrial Machinery Mechanics	846 Multiple Machine Tool Operators (Metal/Plastic)

Our Companies		
985% More Distilleries <i>Than the US National Average</i>	459% More Misc. Snack Food Manufacturing <i>Than the US National Average</i>	99% More Poultry Processing <i>Than the US National Average</i>
Our Workforce		
4,717 Food Preparation Workers	2,647 Cooks, Institution and Cafeteria	2,167 Food Service Managers



New Resident Welcome Packet

Existing Industry

50

Manufacturers

4,000+

Manufacturing Employees


Associations

Manufacturers' Association

Advanced Manufacturing Council

Industrial Development Board

Foreign-Owned



Types

Automotive

Aerospace & Defense

Metalworking/Tool & Die

Machining

Plastics & Chemicals

Food & Beverage

Electronics

Commercial Printing

Tank Refurbishing

Warehouse/Distribution

Support

Tool & Die

Heavy Hardware

Lubricants

Abrasives

Foundry

Sheet Metal

Welding Supply

Coatings

Paints/Enamels

Shrink Wrap

Top 10 Employers



	Product	Employees	Established	Expanded
	Automotive Dashboards	700	1984	2011-2019
	Aluminum Die Casting	400	1959	2007-2019
	Automotive Interior & Exterior	330	2018	2021-2023
	Conveyor Systems	250	2002	2014-2020
	HVAC Distribution	230	1971	1975-1990
	Defense Electronics	200	1966	2012-2017
	Corrugated Products	200	1975	2014-2018
	Meats and Condiments	180	2014	2014-2019-2020
	Commercial Printing	155	1898	2006-2008-2010-2012-2018-2021
	Automotive Suspensions	150	2017	

[Back to Table of Contents](#)

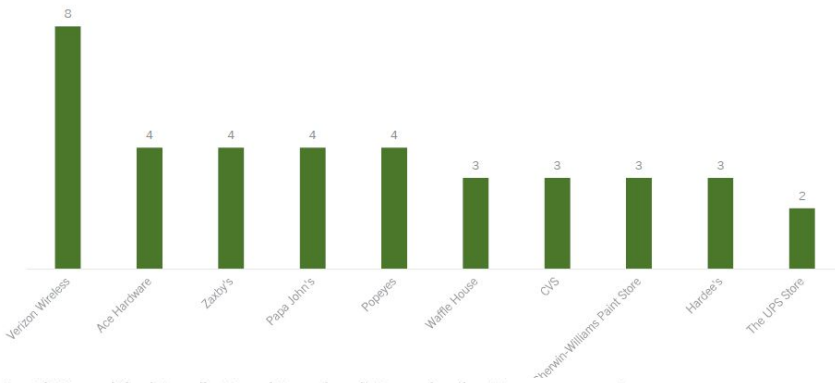


New Resident Welcome Packet

Retail

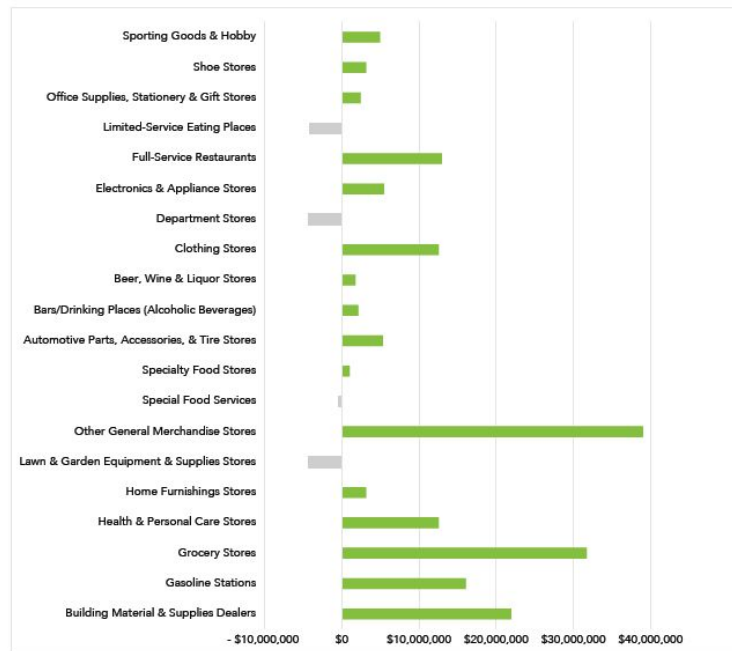
Retail Prospects – Lewisburg, TN

These retailers are realistic opportunities you can immediately target. Knowing your trade area, type of consumer, and the retail needs of the community is critically important – but even the best data cannot support expansion without the correct piece of real estate.

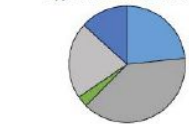


By utilizing mobile data collection, data and analytics, and real estate acumen, our team identified shopping patterns within your Custom Trade Area that will answer key questions for your revitalization efforts. Based on the CTA, we analyzed consumer expenditures annually in 5 retail categories: Apparel & Services, Entertainment, Food & Beverages, Household Equipment, and Others.

CONSUMER DEMAND AND SUPPLY (OPPORTUNITY GAP)

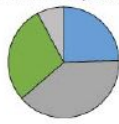


Apparel and Services: \$21.9 MM



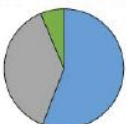
Category	Index	Spend
Men and boys	80	\$5,425,707
Women and girls	89	\$4,969,208
Children under 11	91	\$671,453
Footwear	89	\$4,663,834
Other Apparel	88	\$2,907,239

Entertainment: \$33.3 MM



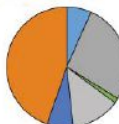
Category	Index	Spend
Fees and admissions	82	\$8,170,024
TV & sound equip.	90	\$13,007,771
Pets, toys & playground	90	\$5,497,451
Other entertainment	84	\$2,590,058

Food and Beverages: \$120.0 MM



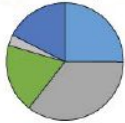
Category	Index	Spend
Food at home	94	\$66,957,230
Food away from home	90	\$45,343,213
Alcoholic beverages	87	\$7,088,838

Household Equipment: \$23.7 MM



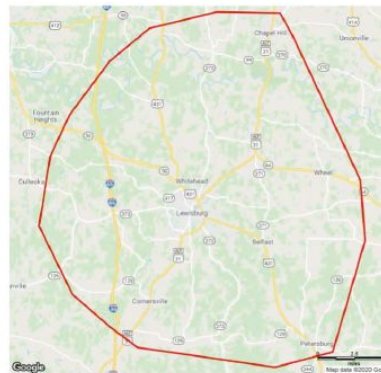
Category	Index	Spend
Household textiles	92	\$1,578,054
Furniture	89	\$6,428,067
Floor coverings	79	\$4,791,894
Major appliances	89	\$3,324,175
Small appliances	89	\$1,650,366
Misc. household equip.	89	\$10,815,283

Other Categories: \$30.5 MM



Category	Index	Spend
Miscellaneous	92	\$7,652,727
Personal care	90	\$10,833,327
Personal insurance	85	\$5,798,591
Reading	92	\$927,080
Smoking supplies	90	\$5,538,654

*Index numbers represent your spending patterns in comparison to the standard community in the U.S. The base/standard index is always 100. Your index is either below, on par or higher than the standard spending patterns per each category.



Lewisburg, TN (CTA) Population – 34,945

*The following demographics reflect the Custom Trade Area (CTA) and not geographic community boundaries.

34,945
2019 estimated population

36,898
projected 2024 population



39 male avg. age
41 female avg. age

5.6%
projected growth rate 2019-2024

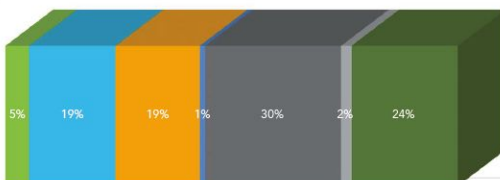


\$40,234
average employee salary

14,868
number of households

DAYTIME POPULATION

Children at home
Retired/Disable persons
Homemakers
Unemployed
Student Populations
Work at Home



Tapestry LifeMode	Percentage
L1: Affluent Estates	24%
L2: Upscale Aesthetics	35%
L3: Upper Individuals	18%
L4: Family Landscapes	13%
L5: GenUrban	6%
L6: Core Country	2%
L7: Ethnic Enclaves	1%
L8: Middle Ground	24%
L9: Senior Styles	18%
L10: Rustic Outposts	13%
L11: Midtown Singles	6%
L12: Hamletons	2%
L13: Next Wave	1%
L14: Scholars and Patriots	1%

\$48,004
median household income

1-person household 24%
2-person household 35%
3-person household 18%
4-person household 13%
5-person household 6%
6-person household 2%
7 or more person household 1%

[Back to Table of Contents](#)



New Resident Welcome Packet

Welcome Home

Location & Logistics

Labor & Workforce

Education & Training

Quality of Life/Place


Leadership & Growth

Business & Industry Support

Lewisburg is situated to help you succeed. We have all the tools and amenities you need to thrive at home or in the office, the classroom, the boardroom, the production floor and even the ground floor. Let us prove to you that your decision to come here will be the right one.

“This community has totally proven that our decision was the right one.”

Matt Jung - President, Comfort Research



www.linktr.ee/marcotn

(931) 359-1544

131 East Church St.

Lewisburg, TN 37091

lewisburgtn.info | lewisburgtn.dev | lewisburgtn.net | lewisburgtn.gov

www.makeitinmarshall.com

@marshallhappenings

@lewisburgtn

