

City of Lewisburg



131 East Church St.
Lewisburg, TN 37091
(931) 359-1544



MARSHALL
COUNTY
T E N N E S S E E

Lewisburgtn.gov - Lewisburgtn.net
Lewisburgtn.info - Lewisburgtn.dev
Lewisburgtn.com - Lewisburgtn.biz

#makeitinMarshall | #investinmc



#makeitinMarshall

New Resident Welcome Packet



Greg Lowe - City of Lewisburg - Director of Economic Development - (931) 993-7499 - greg.lowe@lewisburgtn.gov

New Resident Welcome Packet

Table of Contents

[Link to Video About Marshall County](#)

3	Letter of Welcome & Overview
4	Links & Contacts
5	Maps of Region
6	Community Data
7-9	Labor & Workforce
10	Existing Industry
11	Retail
12	Summary

Mission Statement

The [City of Lewisburg Department of Economic Development](#) exists to assist local business and industry growth and to recruit new business and industry to Lewisburg to create sustainable wage jobs and expand the tax base

www.makeitinmarshall.com

lewisburgtn.info | lewisburgtn.dev | lewisburgtn.net | lewisburgtn.gov



New Resident Welcome Packet

Welcome to Lewisburg, TN

Thank you for joining our wonderful community of [Lewisburg, Tennessee](#). We hope that your new life here will be a happy one and we consider you a great asset to our community.

To insure that you start off on the right track, please review the information in this packet. The websites inside this packet will be very helpful for finding out relevant information and the maps should give you a good sense of the locations of important agencies and fun activities.

Feel free to contact the City of Lewisburg, [Marshall County](#) or the [Marshall Co. Chamber of Commerce](#) for any assistance you may need. Our contact information can be found in this packet. We are always here to help and will be glad to share with you the information you and your family needs to enjoy your new life in Lewisburg.

Lewisburg is a small town on the grow with easy proximity to metropolitan Nashville and Huntsville, AL, shopping and dining in Franklin and Murfreesboro and less than a day's drive to 76% of the major U.S. markets thanks to I-65.

Lewisburg is family-friendly, business-friendly and always striving to improve our city for its businesses and citizens. We hope you will get involved in all that Lewisburg has to offer and all its plans for the future.

Once again, Welcome and Congratulations on deciding to make Lewisburg your new home!

Sincerely,



[Greg Lowe](#)

[City of Lewisburg – Director of Economic Development](#)

City Manager
Roy "Bam" Haislip
City Hall
131 East Church St., Lewisburg
(931) 359-1544
Buck.beard@lewisburgtn.gov

City Mayor
Jim Bingham
City Hall
131 East Church St., Lewisburg
(931) 359-1544
Jim.bingham@lewisburgtn.gov

Councilman
Patty Parsons
Ward 1
(931) 703-0906
mane6263@yahoo.com

Councilman
Jack Cathey
Ward 2
(931) 993-7962
jack@jackcathey.com

Councilman
Peggy Harwell
Ward 3
(615) 513-1970
chharwell@bellsouth.net

Councilman
Jerry Gordon
Ward 4
(931) 359-7074
largoelj@charter.net

Councilman
Joe Bradford
Ward 5
(931) 580-4517
josephbradford37@gmail.com



New Resident Welcome Packet

Links & Contacts

Make It In Marshall
www.makeitinmarshall.com

City of Lewisburg
www.lewisburgtn.gov

Lewisburg Economic Dev.
www.lewisburgtn.net

Lewisburg ECD Blog
www.lewisburgtnecd.com

Marshall County
www.marshallcountyttn.com

Marshall County ECD
www.marshallcountyeecd.com

Chamber of Commerce
www.marshallchamber.org

Lewisburg Electric System
www.lewisburgelectricsystem.com

Lewisburg Water & Wastewater
<http://www.lewisburgwater.org>

Lewisburg Gas Department
www.lewisburggas.com

Marshall County Schools
www.mcstn.net

Marshall County Recycling
www.marshallcountyrecycles.com

Marshall County Sheriff
www.mctnsheriff.com

Marshall Co. Library
www.marshallcountylibrary.org

Marshall Co. Art Guild
www.marshallcountyartguild.com

Marshall Co. Community Theatre
www.dixietheatre.org

Ellington Airport
www.ellingtonairport.com

Business License - Sales Tax ID

City of Lewisburg
Christi Hamlett
City Hall
131 East Church St., Lewisburg
(931) 359-1544
Christi.hamlett@lewisburgtn.gov

Marshall County
Daphne Fagan
County Annex
Courthouse Annex, Lewisburg
(931) 359-1072
Daphne.fagan@tn.gov

Zoning, Codes and Permitting

City of Lewisburg
Lueshell Taylor
City Hall
131 East Church St., Lewisburg
(931) 359-1544
Lueshell.taylor@lewisburgtn.gov

Marshall County
Clint Williams
3rd Floor
Courthouse Annex, Lewisburg
(931) 359-8839 or 0567
c.williams@marshallcountyttn.com

Fire and Health Inspections

City of Lewisburg
Jeff Crick
Fire Station
118 Water St., Lewisburg
(931) 982-3076
jeff.crick@lewisburgtn.gov

Marshall County
Angie Faulkner
Health Department
206 Legion St., Lewisburg
(931) 359-1551
Angie.faulkner@tn.gov

Beer Permit and Liquor License

City of Lewisburg
Christi Hamlett
City Hall
131 East Church St., Lewisburg
(931) 359-1544
Christi.hamlett@lewisburgtn.gov

Get Liquor License
TN Alcoholic Beverage Commission
(615) 741-1602
<https://www.tn.gov/abc/licensing/liquor-by-the-drink-licenses.html>

Economic Development

City of Lewisburg
Greg Lowe
City Hall
131 East Church St., Lewisburg
(931) 359-1544
greg.lowe@lewisburgtn.gov

Marshall County
Emily Darnell
Mayor's Office
Courthouse Annex, Lewisburg
(931) 359-5536
Emily.darnell@marshallcountyttn.com



New Resident Welcome Packet

Maps of Region



New Resident Welcome Packet

Community Data

Lewisburg, Marshall County, Tennessee

- Latitude: N35° 26.95'
- Longitude: W86° 47.33'
- Elevation: 707'

33,240

Population: County

12,380

Population: City

+2.4%

Annual Population Growth

Gold Level

Sustainable Community (TVA)

Tier II

Enhancement County (TN ECD)

Benchmark II

Three Star Community (TN ECD)

Top 100

Micropolitan

4X (Site Selection Magazine)

Climate:

Annual Average Temperature: 57.7°

Average High Temperature: 70.5°

Average Low Temperature: 45.0°

Annual Average Precipitation: 54.84"

Annual Average Snowfall: 2.2"

Mean Length of Freeze-Free Period (days): 180-220

6th & 14th

Fastest Growing Micropolitan in Nation
([2017 by UT BERC](#) | ([2020 by SiteSeer](#))

14th

Most Dynamic Micropolitan in Nation
([Walton Foundation 2019](#))

Top 4%

National ISO Rating - Fire

2nd

Most Affordable City in TN
([Homesnacks \(2020\)](#))

13%

Below Cost of Living Index

14th

Quality of Life in TN

20th

Healthiest County in TN

28th

Safest County in TN

Median Household Income	\$52,463
Per Capita Income	\$36,759
Poverty Rate	13.5%
Home Ownership Rate	71.7%
Median Home Value	\$124,917
Average Rental Rate	\$564
Median Industry Earnings	\$64,454

Sources: Zoomprospector, TN ECD, TVA, Local Agencies

→ [\(Link to Recent Demographics Report\)](#)



“Lewisburg’s Park and Recreation system, per capita, meets or exceeds national standards in almost every category.”

Ritchie Jones - Hodgson Douglas

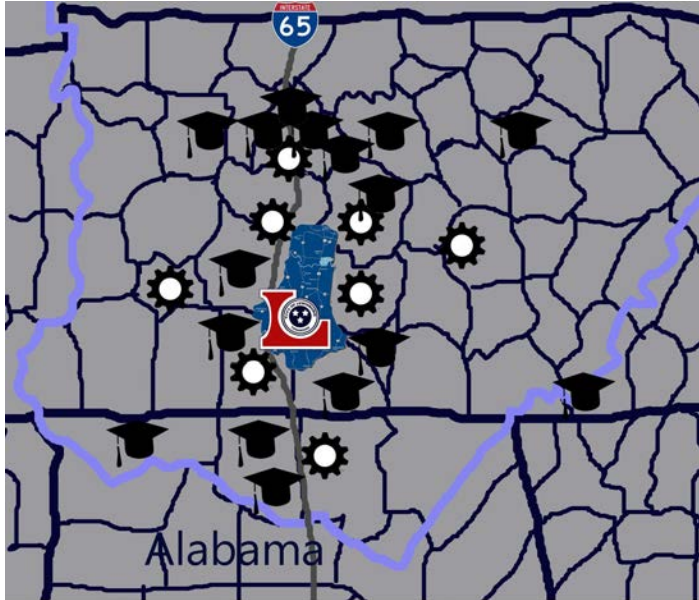
[Back to Table of Contents](#)



New Resident Welcome Packet

Labor & Workforce

Talent Overview



 Colleges & Universities  Technical Colleges

28

Postsecondary Institutions

20,000 +/-

Annual Graduates

300 +/-

Programs & Majors

Within 50 Miles



[Spot Lowe Technology Center](#)



[TCAT - Pulaski](#)



[TCAT - Shelbyville](#)



[Columbia State](#)

Marshall Co. Schools

Elementary Schools	5 - 2,385 Students
Middle Schools	3 - 1,296 Students
High Schools	3 - 1,545 Students
Public Cost Per Student	\$9,399.83
Student/Teacher Ratio	17:1
Graduation Rate	93%
Avg. ACT Score	20.3
College-Going Rate	65%
Certification/Associate's	27%
Bachelor's Degree or Higher	14%

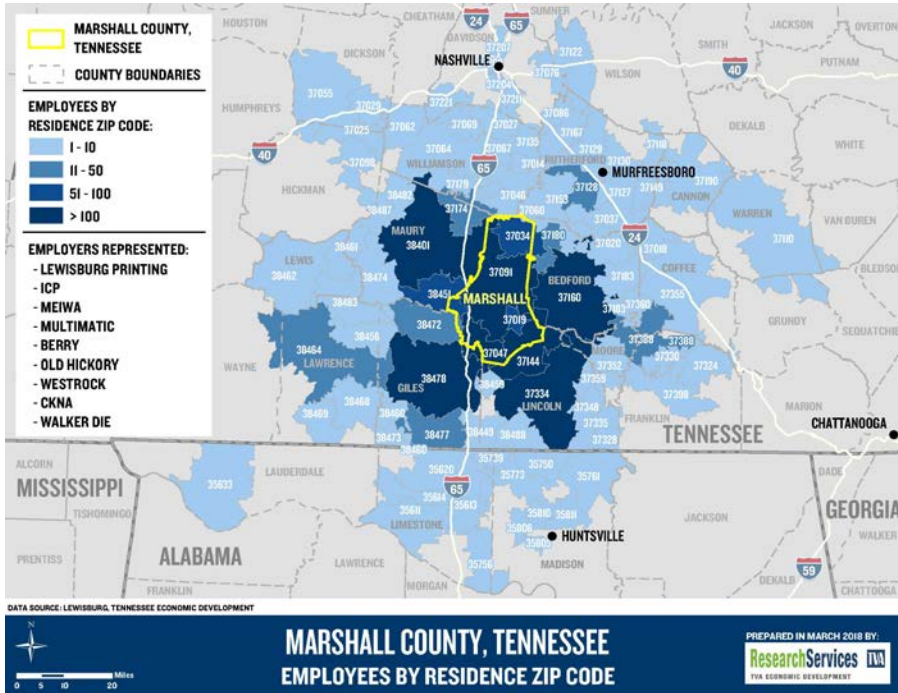


[Back to Table of Contents](#)



New Resident Welcome Packet

Labor & Workforce



Manufacturing Employees Full-Time

Manufacturing Temp Workers

35668

382

Avg Starting Wage

Avg. Wage

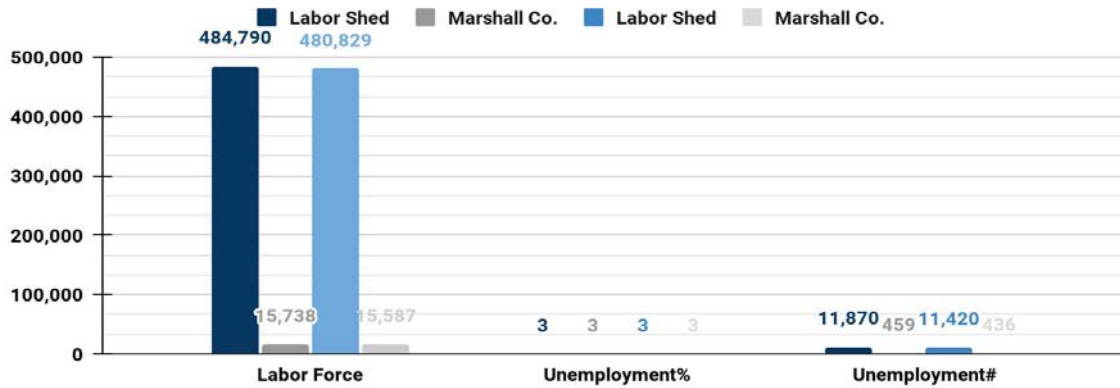
\$13.77

\$18

[Wage & Benefits Survey 2021 - South Middle TN Infographic](#)

[Wages and Benefits Survey 2021 - Marshall Co. Region Infographic](#)

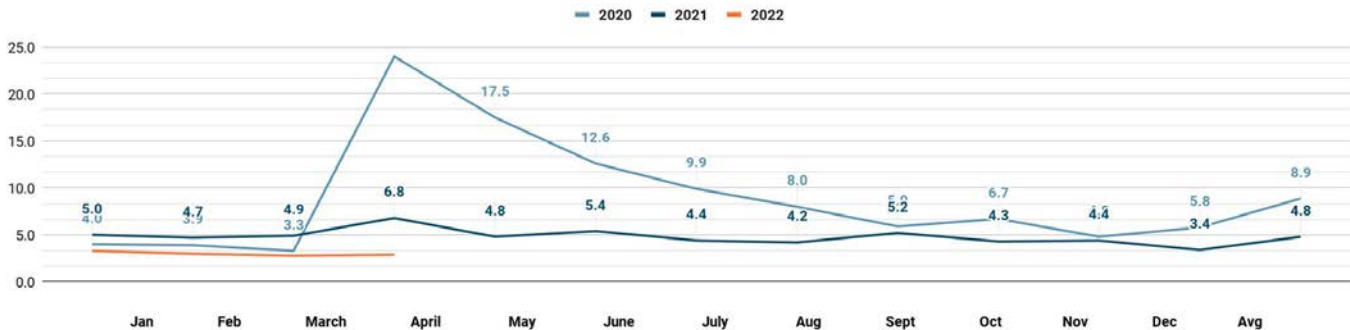
Labor Report April 2022 vs March 2022



* Labor Market: Bedford, Giles, Lawrence, Lincoln, Marshall, Maury, Moore, Rutherford & Williamson Source: Apr. 2022 TN Dept. of Labor

Unemployment Rate Percentages

2020 vs 2021 vs 2022



lewisburgtn.info | lewisburgtn.dev | lewisburgtn.net | lewisburgtn.gov

#makeitinMarshall - #investinmc - #shopMarCo - #visitMarCo

[Back to Table of Contents](#)



New Resident Welcome Packet

Labor & Workforce



Automotive Suppliers

[Link to Data](#)



Metalworking Tool & Die

[Link to Data](#)



Plastics & Chemicals

[Link to Data](#)



Food & Beverage

[Link to Data](#)

Our Companies		
696% More Vehicle Steering & Suspension Components Manufacturing <i>Than the US National Average</i>	536% More Automobile Manufacturers <i>Than the US National Average</i>	317% More Motor Vehicle Brake System Manufacturing <i>Than the US National Average</i>
Our Workforce		
11,021 Assemblers & Fabricators	5,121 Engineers	4,004 Auto Service Technicians & Mechanics

Our Companies		
712% More Secondary Smelting and Alloying of Aluminum <i>Than the US National Average</i>	460% More Nonferrous Metal Die-Casting Foundries <i>Than the US National Average</i>	155% More Rolled Steel Shape Manufacturing <i>Than the US National Average</i>
Our Workforce		
11,021 Assemblers & Fabricators Misc, Including Team Assembly	1,562 Industrial Machinery Mechanics	993 Machinists

Our Companies		
293% More Synthetic Dye & Pigment Mfg. <i>Than the US National Average</i>	174% More Plastic Packaging Film & Sheet Mfg. <i>Than the US National Average</i>	119% More Custom Compounding of Purchased Resins <i>Than the US National Average</i>
Our Workforce		
5,334 Engineers	1,562 Industrial Machinery Mechanics	846 Multiple Machine Tool Operators (Metal/Plastic)

Our Companies		
985% More Distilleries <i>Than the US National Average</i>	459% More Misc. Snack Food Manufacturing <i>Than the US National Average</i>	99% More Poultry Processing <i>Than the US National Average</i>
Our Workforce		
4,717 Food Preparation Workers	2,647 Cooks, Institution and Cafeteria	2,167 Food Service Managers



New Resident Welcome Packet

Existing Industry

50

Manufacturers Manufacturing Employees

4,000+

Associations

Manufacturers' Association

Advanced Manufacturing Council

Industrial Development Board

Types

Automotive

Aerospace & Defense

Metalworking/Tool & Die

Machining

Plastics & Chemicals

Food & Beverage

Electronics

Commercial Printing

Tank Refurbishing

Warehouse/Distribution

Foreign-Owned



Top 10 Employers



	Product	Employees	Established	Expanded
	Automotive Dashboard	900	1984	2011-2019
	Aluminum Die Casting	500	1959	2007-2019
	Defense Electronics	300	1966	2012-2017
	Automotive Suspensions	225	2017	
	Corrugated Products	200	1975	2014-2018
	HVAC Distribution	180	1971	1975-1990
	Meats and Condiments	180	2014	2014-2019
	Conveyor Systems	150	2002	2014-2020
	Engine Hoses	125	2002	2014-2017
	Polyethylene Wrap	125	1984	2012-2018

Support

Tool & Die

Heavy Hardware

Lubricants

Abrasives

Foundry

Sheet Metal

Welding Supply

Coatings

Paints/Enamels

Shrink Wrap

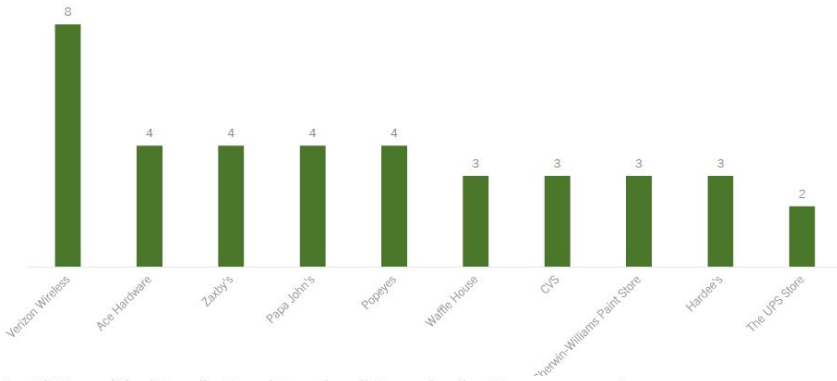


New Resident Welcome Packet

Retail

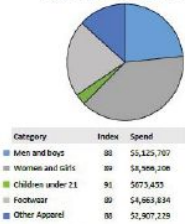
Retail Prospects – Lewisburg, TN

These retailers are realistic opportunities you can immediately target. Knowing your trade area, type of consumer, and the retail needs of the community is critically important - but even the best data cannot support expansion without the correct piece of real estate.



By utilizing mobile data collection, data and analytics, and real estate acumen, our team identified shopping patterns within your Custom Trade Area that will answer key questions for your revitalization efforts. Based on the CTA, we analyzed consumer expenditures annually in 5 retail categories: Apparel & Services, Entertainment, Food & Beverages, Household Equipment, and Others.

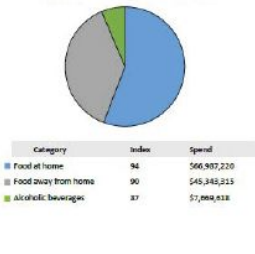
Apparel and Services: \$21.9 MM



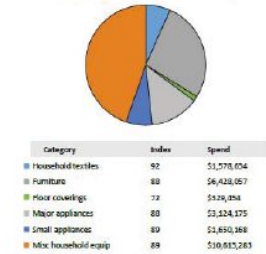
Entertainment: \$33.3 MM



Food and Beverages: \$120.0 MM



Household Equipment: \$23.7 MM

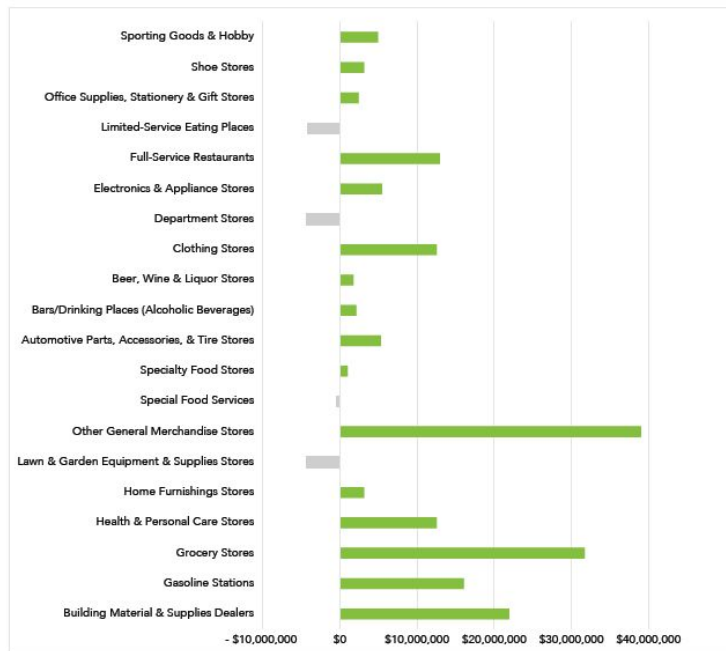


Other Categories: \$30.5 MM



*Index numbers represent your spending patterns in comparison to the standard community in the U.S. The base/standard index is always 100. Your index is either below, on or higher than the standard spending patterns per each category.

CONSUMER DEMAND AND SUPPLY (OPPORTUNITY GAP)



Lewisburg, TN (CTA)
Population – 34,945

*The following demographics reflect the Custom Trade Area (CTA) and not geographic community boundaries.

34,945

2019 estimated population

36,898
projected 2024 population



39
male avg. age

41
female avg. age

5.6%
projected growth rate
2019-2024

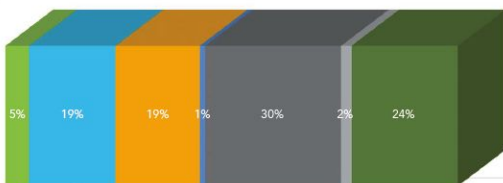


14,868
number of households



DAYTIME POPULATION

Children at home, Retired/Disable persons, Homemakers, Work at Home, Employed, Unemployed, Student Populations



New Resident Welcome Packet

Welcome Home

**Location &
Logistics**

**Labor &
Workforce**

**Education &
Training**

**Quality of
Life/Place**


**Leadership &
Growth**

**Business &
Industry
Support**

Lewisburg is situated to help you succeed. We have all the tools and amenities you need to thrive at home or in the office, the classroom, the boardroom, the production floor and even the ground floor. Let us prove to you that your decision to come here will be the right one.

“This community has totally proven that our decision was the right one.”

Matt Jung - President, Comfort Research



lewisburgtn.info | lewisburgtn.dev | lewisburgtn.net | lewisburgtn.gov

www.makeitinmarshall.com

www.linktr.ee/marcotn

(931) 359-1544

131 East Church St.
Lewisburg, TN 37091

@lewisburgtn

